




Make an antibody & vaccine



Make an antibody

Your body makes antibodies. These 'Y' shaped proteins protect us from disease. Little grooves in the end of the arms can stick to a virus spike to stop it infecting a cell. Colour in the patterns and cut out the square to fold an antibody or [watch our video](#) to learn how to fold an origami antibody.



Make a vaccine

Vaccines work by showing your body a little bit of spike protein from the virus in a form that isn't harmful. This means a vaccine boosts antibodies to protect you from the disease. Cut out the large triangle (right) and fold it into a spike as shown below, ready to stick into the antibody you just made.

This spike is based on the SARS-CoV-2 spike, which has a distinctive triangular shape.

